



# EXACT 70

## TRUCK PROFESSIONAL



Professional wheel aligner with 8 CCD for heavy duty trucks 

# EXACT 70 TRUCK PROFESSIONAL is a wheel aligner with 8 ccd




**Equipped with the following accessories is the professional solution for the trucks workshops:**



**Truck & trailer working procedure kit**  
that includes the truck data bank.  
**code 803257001**

**Wheel bracket 17,5" to 25"**  
for trucks.  
**code 803250354**



**16 mts cable connection** from main unit  
to CCD sensors. Specially for trucks.  
**code 8-33200012**

Kit of accessories for **truck / trailer**  
**alignment.**  
**code 803253946**





**1** **CCD sensor heads** available in wireless or cable versions. Wireless version on 2.4 GHz industrial radio frequency. Battery charging on cabinet. The battery charger can support both the sensor heads and the clamps.



**2** Roomy **internal storage space** for protecting PC and printer. Document wallet. Professional PC.



## SOFTWARE

**EXACT PLUS**, the Corghi wheel alignment program for the most demanding professional. EXACT PLUS works with the **Windows XP EMBEDDED** operating system. Clear, intuitive graphics, userfriendly, complete and customisable.

- Manual toe curve measurement and adjustment procedure.
- Push-type, 2 and 3 point and singlesensor ROC and ROC skip option.
- Car and van databank with more than 18,000 vehicles. Optional truck and bus databanks with more than 3,000 vehicles.
- “Easy Caster”: quick caster measurement with no brakes on sensor heads.
- Animated tutor guides preparation of vehicle for alignment.
- “Quick Check”: complete 2-head front axle measurement and adjustment procedure.
- Cradle Adjustment.
- Quick job record data input.
- Continuous sensor calibration checking.
- Truck and trailer procedure (optional).
- Adjustment help, schematic slides or animations (optional).



## Operating configuration

- Wheeled cabinet
- Wireless or cable sensor heads
- Professional PC
- Windows Embedded
- EXACT PLUS alignment program
- Asa Network, RH-Meter and Romess CM-09606 compatible
- Pedal depressor
- Steering clamp
- Wheel bracket 17,5" to 25" for trucks
- Truck data bank activation kit

## Optional accessories

- Optical mouse
- IR remote control
- Universal support for LCD monitor
- External battery charger for charging batteries with PC off
- 19" LCD colour monitor
- Colour inkjet printer
- 10-26" or 10-21" car wheel brackets with self-centring system
- 9-21" quick wheel clamps
- BMW - Mercedes wheel clamps
- ROC skip clamps for fleet hd trucks
- Special procedures: MULTILINK, RADAR, vehicle weight and Specialty Product catalogue
- Adjustment help, schematic slides or animations
- Special car constructor configurations
- Complete range of accessories

## TECHNICAL DATA

### Measuring ranges

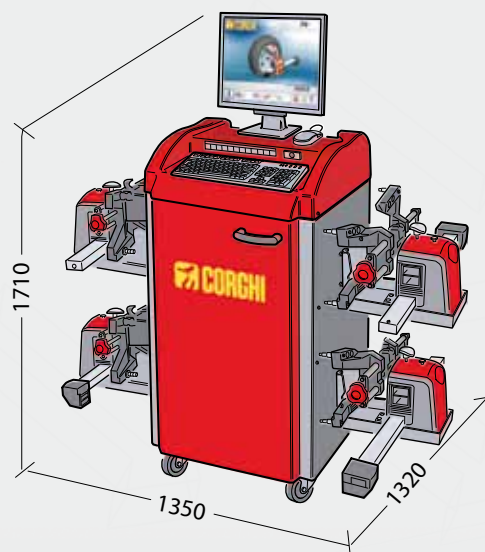
Total toe	± 48°
Half toe	± 24°
Camber	± 10°
Caster	± 30°
King-pin	± 30°
Set back	± 22°
Thrust angle	± 22°
Steering angle	± 22°


### Power supply

central unit	90-260 Vca (50-60 Hz) 1ph
central unit consumption	0,4 kW
sensors	800x135x210 mm

### Dimensions

width x depth x height	800x630x1710 mm
with sensors	1350x1320x1710 mm



 Look at the adjustment truck procedure

Per aiutare il pianeta ottimizzando il consumo di carta, i nostri cataloghi sono consultabili sul sito [www.corgchi.com](http://www.corgchi.com). Una stampa responsabile aiuta a preservare l'ambiente.  
To protect the planet and reduce paper usage, our catalogues are viewable online at the website [www.corgchi.com](http://www.corgchi.com). Printing responsibly contributes to saving the environment.

Fotografie, caratteristiche ed i dati tecnici non sono vincolanti, possono subire modifiche senza preavviso.  
The manufacturer reserves the right to modify the features of its products at any time.  
Cod./ Code **DPC6001008** - 12/2018

